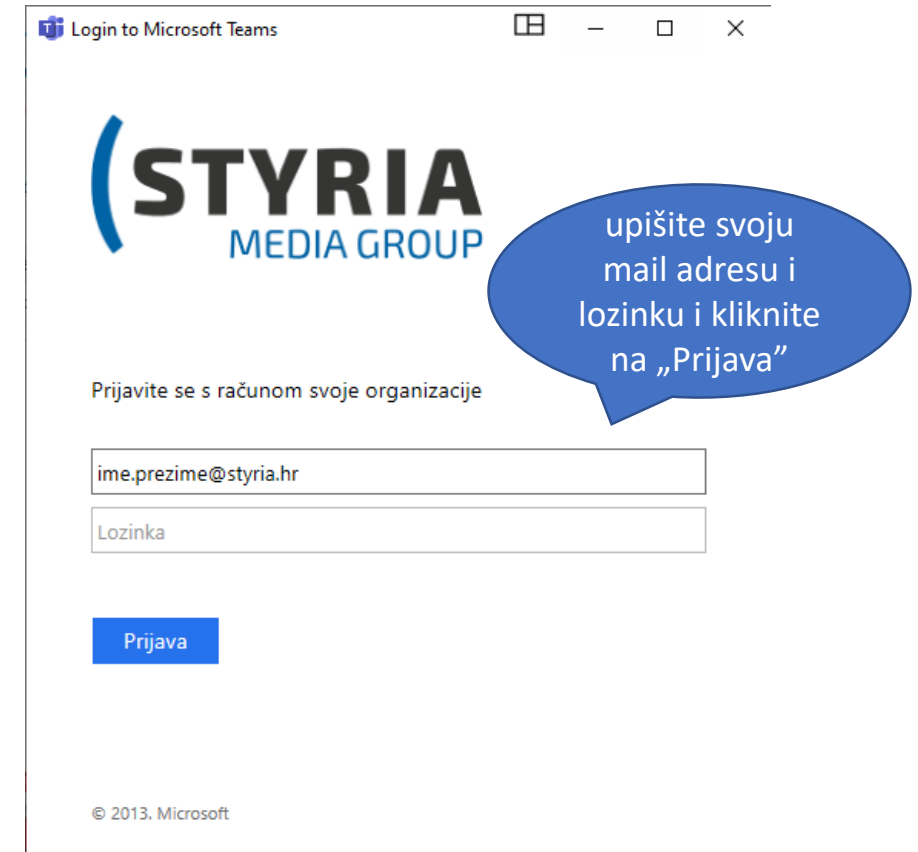
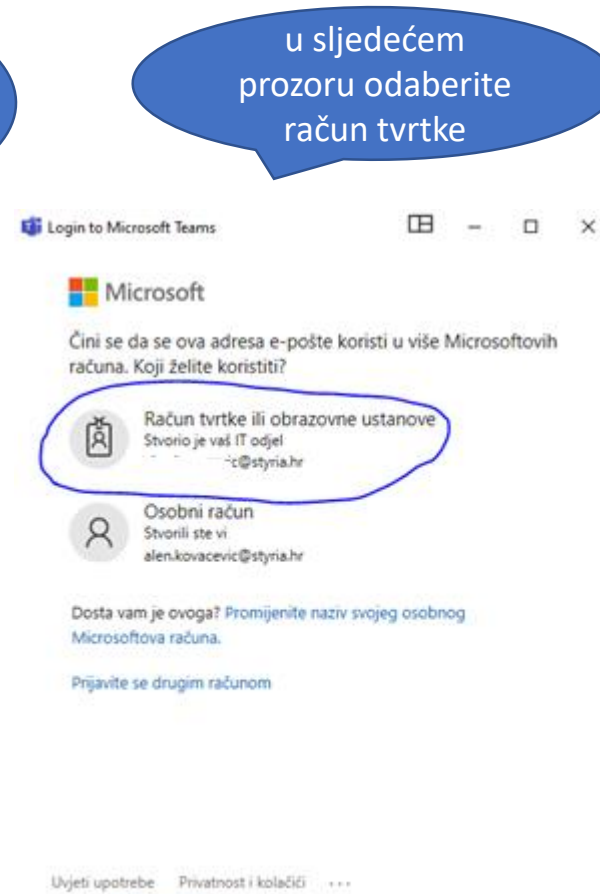
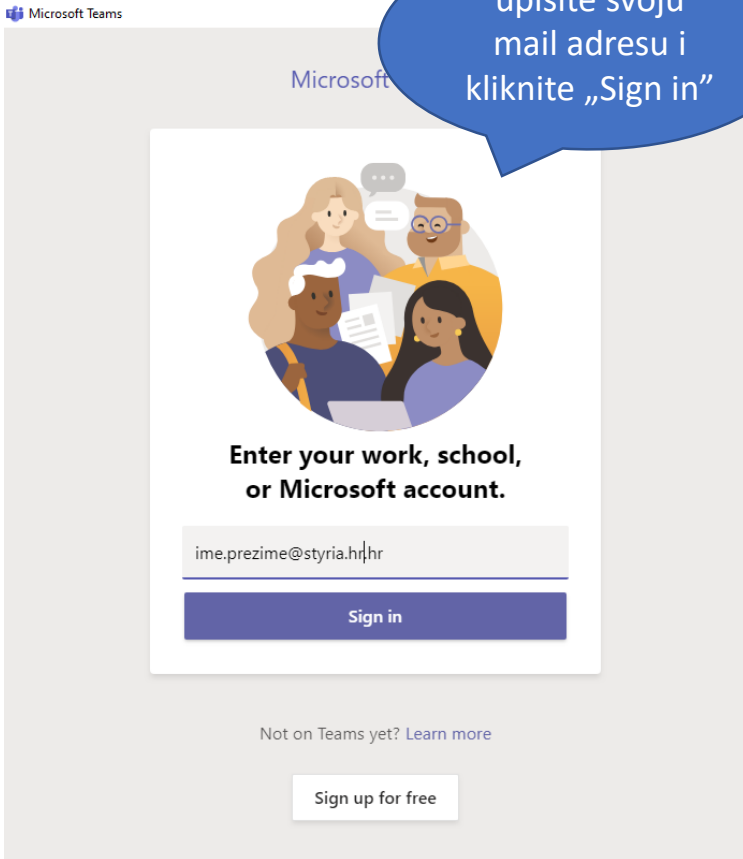


Microsoft Teams

Prijava: Teams

Za korištenje Teamsa potrebno je imati instaliranu Teams aplikaciju. Kada pokrenete Teams aplikaciju, ako nije već podešena, slijedite sljedeće korake:






Search for or type a command



Recent Contacts

U izborniku nalaze se polja u kojima možete vidjeti vašu: Aktivnost Razgovore Timove Dokumente i Dodavanje drugih aplikacija



Have private conversatio

Sometimes, you just want to chat or video call privately o a group.

[Private chat and calling](#)

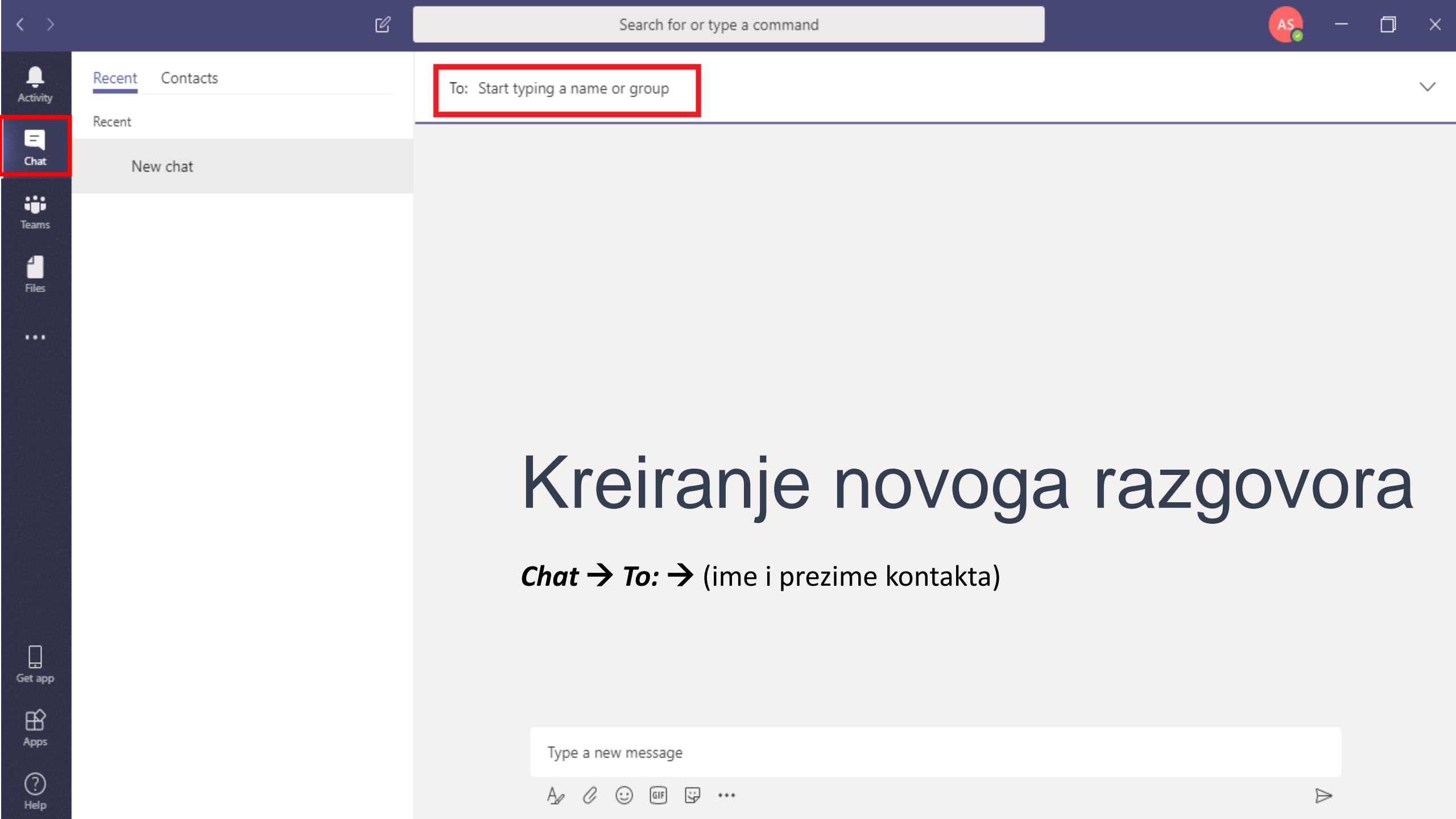
Petar Kovic

- Available
- Set status message
- Saved
- Settings

Zoom (100%)

- Keyboard shortcuts
- About
- Check for updates
- Download the mobile app
- Sign out





Activity Recent Contacts

Chat

Teams

Files

...

Get app

Apps

Help

To: Start typing a name or group

Recent
New chat

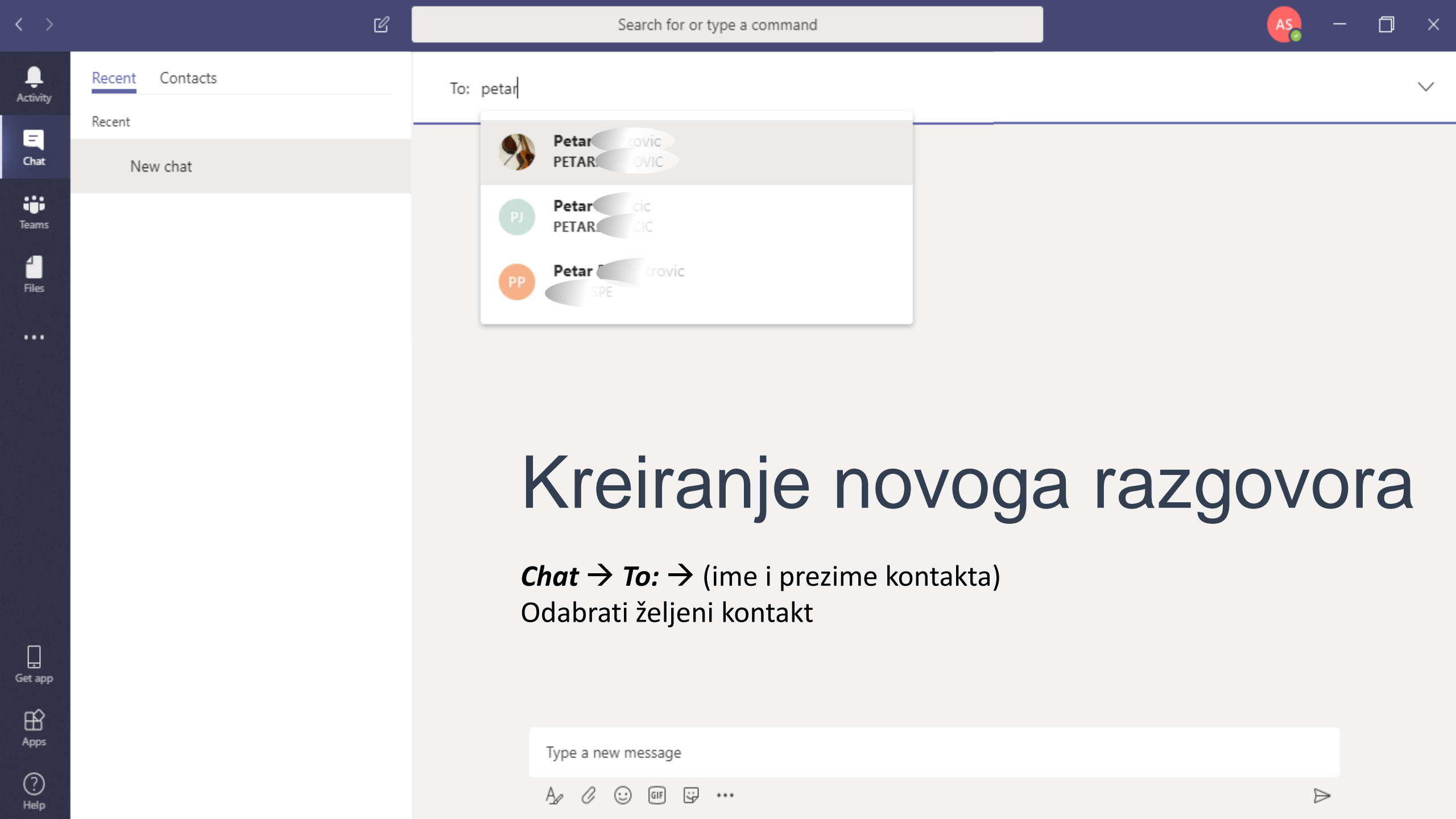
Kreiranje novoga razgovora

Chat → **To:** → (ime i prezime kontakta)

Type a new message

[Attachment] [Link] [Emoji] [GIF] [Sticker] [More]





Search for or type a command

AS

Recent Contacts

Recent

New chat

To: petar|



Petar [redacted]ovic
PETAR [redacted]OVIC



Petar [redacted]cic
PETAR [redacted]CIC



Petar [redacted]trovic
PETAR [redacted]SPE

Kreiranje novoga razgovora

Chat → **To:** → (ime i prezime kontakta)

Odaberi željeni kontakt

Type a new message



- Activity
- Chat
- Teams
- Files
- ...
- Get app
- Apps
- Help

Recent Contacts

Recent


 Petar  ovic 15:10
 You: zdravo


Petar  ovic






[Conversation](#)
[Files](#)
[Organisation](#)
[Activity](#)
[+](#)

15:10
zdravo










- Activity
- Chat
- Teams
- Files
- ...
- Get app
- Apps
- Help

- Recent Contacts
- Recent
- Petar [redacted]ovic 15:10
You: zdravo

 **Petar [redacted]ovic**






- Conversation Files Organisation Activity +


15:10
zdravo

Razgovor

Osim teksta, mogu se slati privici (s oblaka ili računala), emoji, gifovi, stickeri ili sadržaji dodatnih aplikacija





 Petar 
You: zdravo 15:10

 Petar 

15:10
zdravo

Dodatne opcije

Osim chata, Teams nudi opcije:

1. Video poziva
2. Poziva
3. Dijeljenja ekrana

Search for or type a command

AS

Petar .ovic

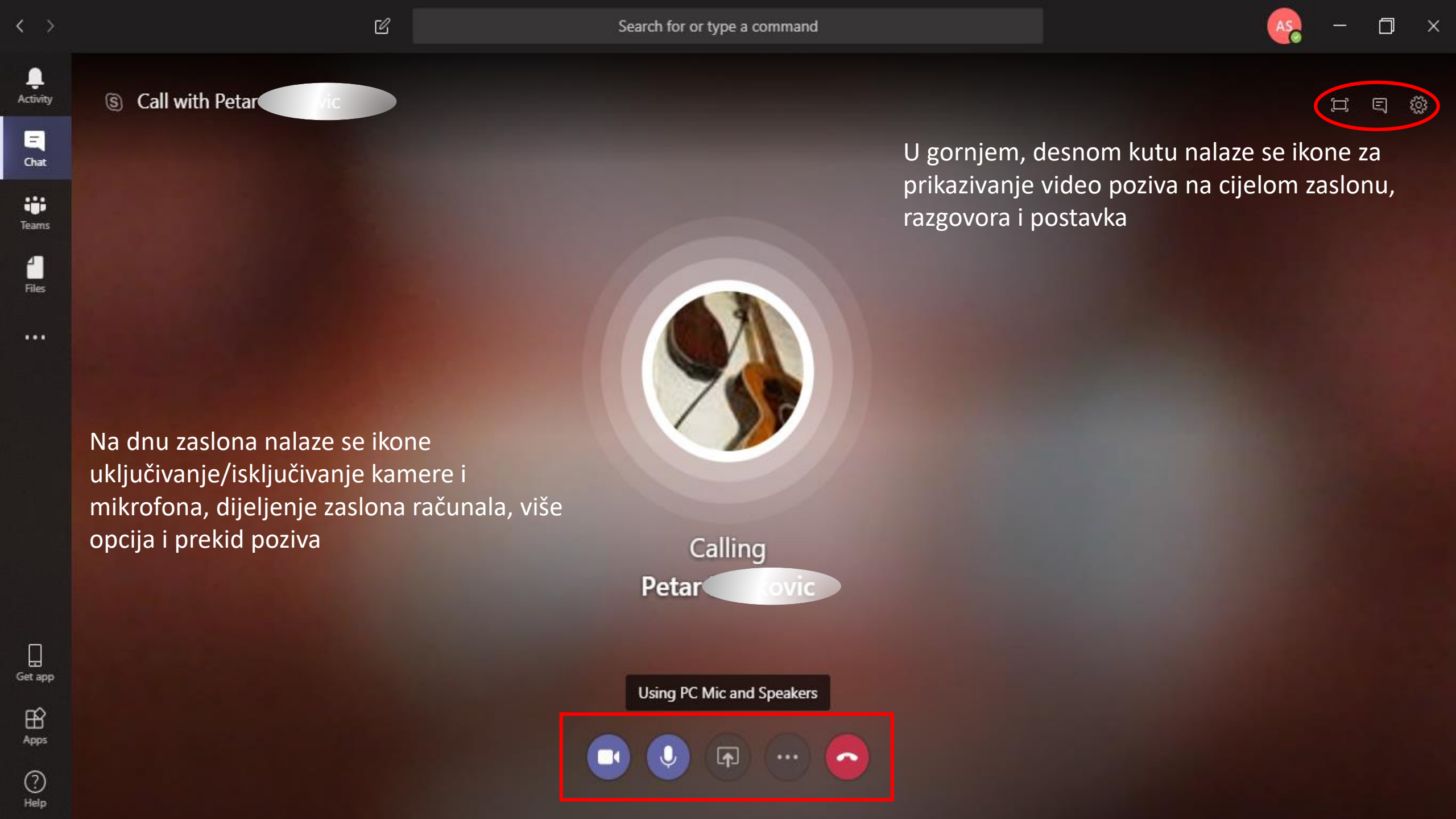
Conversation Files Organisation Activity +

15:10

15:10
zdravo

Da biste dodali više osoba u isti razgovor potrebno je odabrati označenu ikonu
Unesite željenu osobu te odaberite *Add*

The image shows a Microsoft Teams chat window. At the top, there is a search bar with the text "Search for or type a command". To the right of the search bar are window control icons (minimize, maximize, close) and a profile icon labeled "AS". Below the search bar, the chat header shows a profile picture and the name "Petar .ovic". To the right of the name are icons for video call, voice call, screen sharing, and a group icon (three people with a plus sign) which is highlighted with a red square. Below the header, there are tabs for "Conversation", "Files", "Organisation", and "Activity". A timestamp "15:10" is visible on the left side. In the chat area, there is a message bubble with the text "15:10 zdravo". A large blue cloud-shaped callout box is overlaid on the chat area, containing the text: "Da biste dodali više osoba u isti razgovor potrebno je odabrati označenu ikonu Unesite željenu osobu te odaberite *Add*".



Search for or type a command

AS



Call with Petar Jovic



U gornjem, desnom kutu nalaze se ikone za prikazivanje video poziva na cijelom zaslonu, razgovora i postavka



Calling

Petar Jovic

Na dnu zaslona nalaze se ikone uključivanje/isključivanje kamere i mikrofona, dijeljenje zaslona računala, više opcija i prekid poziva

Using PC Mic and Speakers



Call with Luka 00:42



Da biste dodali više osoba u isti razgovor potrebno je odabrati označenu ikonu, upisati osobu te odabrati *Add*.



Luka 00:42



Za bilo kakve upite kontaktirajte

help.desk@styria.hr

Telefon: 01 6300 663

Kućni: 663